


# Safevent® Access Aluminium (SAA)

Our most advanced anti-ligature window for mental health environments



INTERNAL VIEW  
(shown in half open position)

**EASY ACCESS FOR CLEANING**

Safevent Access variant has an external sliding sash with an opening frame to allow direct access to the inside face of the glass and the outside of the mesh for easy cleaning and maintenance.

**SLIDING EXTERNAL SASH**

Sliding external sash keeps moving parts to the outside of the window and maintains a simple internal surface.

**FIXED MESH**


Stainless steel visomesh is permanently fixed into the frame to help eliminate frame gaps which may be used to create ligature points.

**ULTRA SLIM PROFILE**

To maximise light, reduce sightlines and provide enhanced thermal properties.


**MULTASK HANDLE**

Single piece of hardware which does the job of a winder, patient thumb lock and staff lock.



EXTERNAL VIEW  
(with Access sash in open position for cleaning)

PERFORMANCE	
Weather	
Tested to BS 6375 - 1:2015	
Air Permeability (ENG1026)	Class 3
Watertightness (ENG1027)	Class 8A 450pa
Resistance to windload (EN12211)	Class CE2100
Environmental	
Tested in accordance with BS EN ISO 10077-1	
U-Value	≤ 1.8 - 2.2 W/m <sup>2</sup> °K based on recommended glazing spec
Green Guide Rating	C
Security	
Medium Environmental Design Guide	PAS 24
STS202 BR1-4 (additional spec required, on request)	
Tested by many NHS Trusts to replicate aggressive and continuous attack (video evidence available)	



Full Revit/BIM integration is available for all Safevent window models.  
Further technical drawings/models are available on request.

# Safevent® Access Aluminium (SAA)

COMPONENTS	
Frame	
Profile	Bespoke aluminium profile extruded from aluminium alloy 6060/6063 T5/T6 and compliant with BS EN 12020-2: 2001/BS 755-9: 2001
Finish	All RAL / BS powder range / dual colour / bespoke finishes available to BS 6596. Anodising to BS EN 12373 and BS 3987
Thermal Break	Polyamide strips PA 6.6 25
Standard cill options	125mm, 159mm, 200mm, 250mm (bespoke options available on request)
Glazing options	
Further options available on request	
Standard - Fixed Unit	- 6.8mm laminated soft coat (external)
	- 20mm argon filled warm edge spacer
	- 10mm toughened (internal)
Standard - Sash	- 6mm toughened soft coat (external)
	- 20mm argon filled warm edge spacer
	- 6mm toughened (internal)
G-Value	Standard - 0.45-0.48* Solar - 0.32-0.37*
Light Transmittance	Standard - 68-71%*
*Variations	Performance varies by glass specification. Combinations between 32-42mm available upon request
Performance Applications	Self clean, Sand-blast, Solar, Mirror film, Obscure (full or partial) and Safety film
Visomesh	
Anti-tamper and anti-ligature 1.5mm thick stainless steel mesh. Double pressed for better vision and smoother finish. Black 9005 PPC finish as standard. Other PPC / printed artwork finishes available on request.	
Perforation	2mm diameter holes to 3mm centres giving 40.3% open area
Blinds	
Integral Blinds	Electronically operated (20mm spacer required)
Hardware	
Option 1	Multitask handle (stainless steel) <a href="#">Click here for demo</a>
Option 2	- Anti-ligature window winder
	- Flush key lock (staff)
	- Manual thumb turn lock (patient)
Locks (external sash)	- Concealed key locks x2
Tricklevent Option	Anti-ligature permanently open
Fixings	
In strict accordance with the relevant British Standards, including BS 6262, fixings to be positioned 150mm from each corner, mullion, transom and at centres not exceeding 400mm or as advised dependent on structure.	

OTHER	
Warranties	
12 month warranty (extendable by maintenance contract)	
Parts warranties up to 25 years and design life up to 35 years	
Quality	
Manufactured and installed in accordance with ISO 9001:2008 (certificate available)	
Sustainability	
All profiles used are environmentally sustainable and can be fully recycled supporting building energy performance	
Intellectual property	
Window patent EP-UK2013435 Multitask handle patent 2577180 GlassShield trademark UK00003670222 GlassShield patent pending	

For further product info and video demonstrations please visit <https://britplas.com/products/specialist-windows/safevent-window/>

**Important:** The information above is provided for guidance purposes only. It is provided subject to contract and no representation or warranty is made or intended. The window should be assessed or tested by each Client to ensure it meets the requirement of their patient group and intended use.

**Anti-ligature disclaimer:** This product may have varying degrees of anti-ligature characteristics. Any anti-ligature characteristics there may be are only intended to supplement and not replace or be an alternative to appropriate risk assessment and supervision of those who may be at risk. Other necessary protective measures may be required in the specific circumstances of usage. The customer must satisfy itself that the product(s) are suitable for their intended use. Britplas does not offer any products for sale as being 'ligature-free' and to the fullest extent permissible under applicable law it will not be liable for any claims connected to or arising from the attachment of ligatures on its products.